



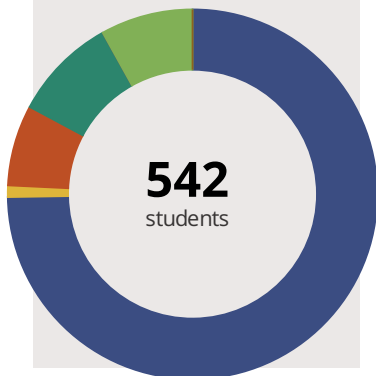
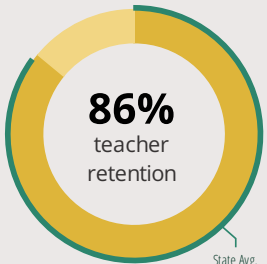
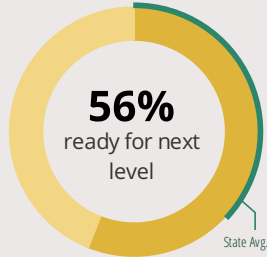
# Fairview Elem School

300 N Fairview Ave Fairview Elementary School Mt Prospect, IL 60056 (847) 394-7320

Grades: 2 - 5  
District: Mount Prospect SD 57

Principal: Mr.Dan Ophus  
Superintendent: Dr.Elaine Aumiller

## FAST FACTS



## Academic Success

Elementary All Illinois students in grades 3-8 take the PARCC assessment each year. High school students take the SAT in Math and English Language Arts.

<b>School</b>	Fewer than 10 students
<b>District</b>	Fewer than 10 students
<b>State</b>	Fewer than 10 students

■ Did Not Meet 
 ■ Partially Met 
 ■ Approached 
 ■ Met 
 ■ Exceeded

## Success by Student Group

This display shows PARCC performance levels for each student group. No data is shown for groups with fewer than 10 students.

<b>White</b>	Fewer than 10 students
<b>Black</b>	Fewer than 10 students
<b>Hispanic</b>	Fewer than 10 students
<b>Low Income</b>	Fewer than 10 students
<b>English Learners</b>	Fewer than 10 students
<b>With Disabilities</b>	Fewer than 10 students

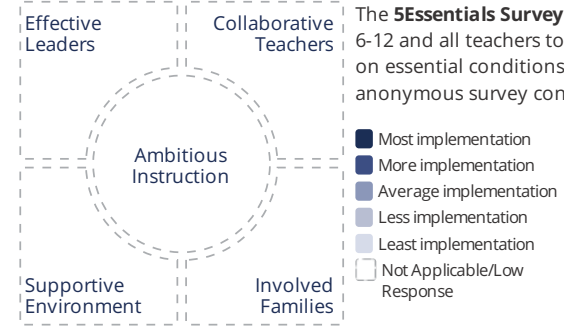
■ Did Not Meet 
 ■ Partially Met 
 ■ Approached 
 ■ Met 
 ■ Exceeded

## Student Characteristics

<span style="color: blue;">■</span> White	74%	<span style="color: lightgrey;">■</span> Low Income	14%
<span style="color: yellow;">■</span> Black	1%	<span style="color: lightgrey;">■</span> English Learners	11%
<span style="color: red;">■</span> Hispanic	7%	<span style="color: lightgrey;">■</span> With Disabilities	9%
<span style="color: green;">■</span> Asian	9%	<span style="color: lightgrey;">■</span> Homeless	1%
<span style="color: purple;">■</span> American Indian	0%		
<span style="color: lightgreen;">■</span> Two or More Races	8%		
<span style="color: brown;">■</span> Pacific Islander	0%		

## School Environment

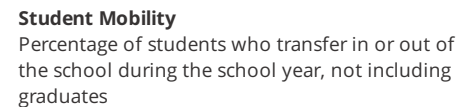
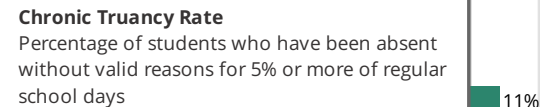
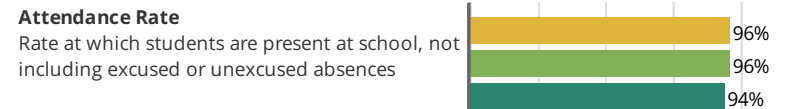
The **5Essentials Survey** allows students in grades 6-12 and all teachers to share their perspectives on essential conditions for learning. The anonymous survey consists of 5 components.



<b>Response Rates</b>	
Students	-
Teachers	32%

- Effective Leaders**  
Do principals and teachers implement a shared vision for success?
- Collaborative Teachers**  
Do teachers collaborate to promote professional growth?
- Ambitious Instruction**  
Are the classes challenging and engaging?
- Supportive Environment**  
Is the school safe, demanding, and supportive?
- Involved Families**  
Does the entire staff build strong external relationships?

## Student Attendance and Mobility





# Fairview Elem School

## School Highlights

### Academic Courses

Accelerated Math, Art, Band, Enrichment Reading, General Music, Math, Orchestra, Reading, Science, Social Studies, Writing

### Physical Education, Heath and Wellness

Fairview Fun Run, Mount Prospect Fire Department Grade Level Presentations, Mount Prospect Police Department Grade Level Presentations, Olweus Bully Prevention Program, Physical Education, Rainbows Groups, Robert Crown Health Presentations

### Other Programs and Activities

3rd Grade Chorus, 4th/5th Grade Chorus, After School Care, All 5th grade students perform in a musical., All-School Winter Concerts, Art Club, Band, Before School Care, Beginners Knitting Club, Cash Club, Chess Club, Coloring Club, Daybreak with Disney Club, Earth Savers Club, Fairview Follies (Talent Show), Family Nights, Fine Arts Night, Gardening club, Handwriting Club, Journalism Club, Make a Difference Club, Mindful Mondays, Monthly PTO Meetings, Mythology Club, Orchestra, Origami Club, ...

### School Awards

Continental Math Awards, Golden Apple Nominees

### Career Development Courses and Programs

We partner with Prospect HS and host HS interns who would like to teach.

### Athletics

Athletics Club, Cycling Club, Fairview Running Club, Special Olympics

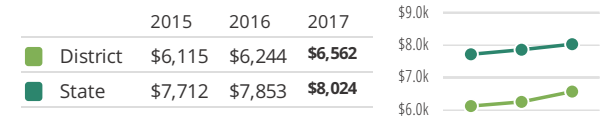
### School Personnel Resources

Accelerated/Enrichment Teacher, Curriculum Specialist, English as a Second Language Teacher, General Administrator or General Supervi, Librarian/Media Specialist, Math Support Teacher, Paraprofessional, Reading Specialist, School Nurse, School Psychologist, School Social Worker, Special Education Teacher, Speech Language Pathology Teacher, Technology Specialist

### Facilities

## District Finance

**Instructional Spending per Pupil** includes only the activities directly dealing with the teaching of students or the interaction between teachers and students.



**Operational Spending per Pupil** includes all costs for overall operations in this school's district, including Instructional Spending, but excluding summer school, adult education, capital expenditures, and long-term debt payments.



## Educator Measures

This school has had **1 principal(s)** over the past 6 years. In the last three years, an average of **86% of teachers** return to this school each year.

## FOR MORE INFORMATION

Visit [IllinoisReportCard.com](http://IllinoisReportCard.com) to see additional details about each item of information for this school. There you will find charts spanning multiple years, detailed explanations, resources, more of the school's programs and activities, and powerful tools that let you dig deeper into data.

Most of this data has been collected by ISBE from school districts through data systems. Some information, such as the School Highlights, is entered directly by principals and can be updated throughout the year.